



AAW Virtual Symposium — How to Access

Step-by-step instructions for desktop, laptop, tablet, and phone

Overview

The AAW Virtual Symposium website lets you watch live demonstrations and replay recordings from any device with a web browser. Most pages on the site are publicly viewable, but the individual event pages will require you to enter an access code to enter.

You only need to enter the access code **once per device**. After that, your browser remembers it for **one week**, so you can come and go freely without re-entering it.

Step 1: Visit the symposium website

Go to the symposium website in your browser. You'll land on the home page (*see figure 1*). From here, click View Schedule or the Schedule (*see figure 2*) link in the top navigation. This will take you to the full event schedule — no access code needed for this page.



Figure 1: The home page

Step 2: Browse the schedule and choose a demo

The schedule page lists all demonstrations by day and time, organized into two simultaneous rooms. Scroll through to find a session you'd like to watch, then click the session title.

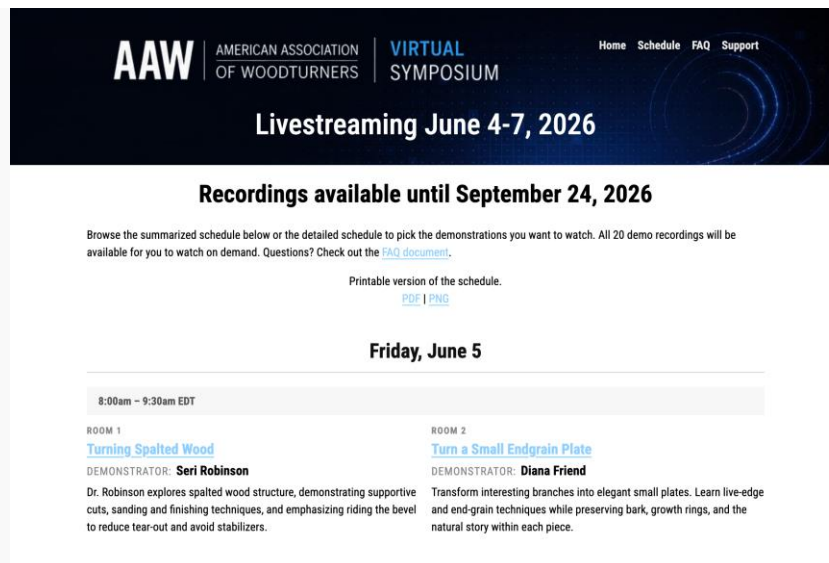


Figure 2: Schedule of sessions

Step 3: Enter the access code

The first time you click on any demo, you'll see an **Access code required** screen (see *figure 3*).

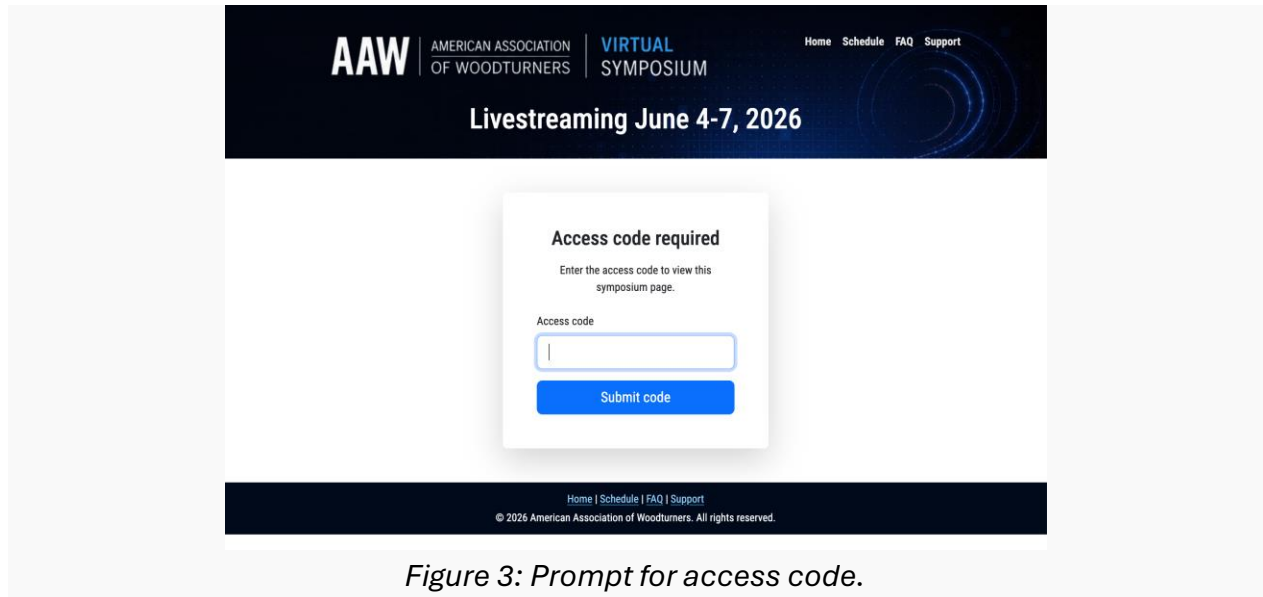


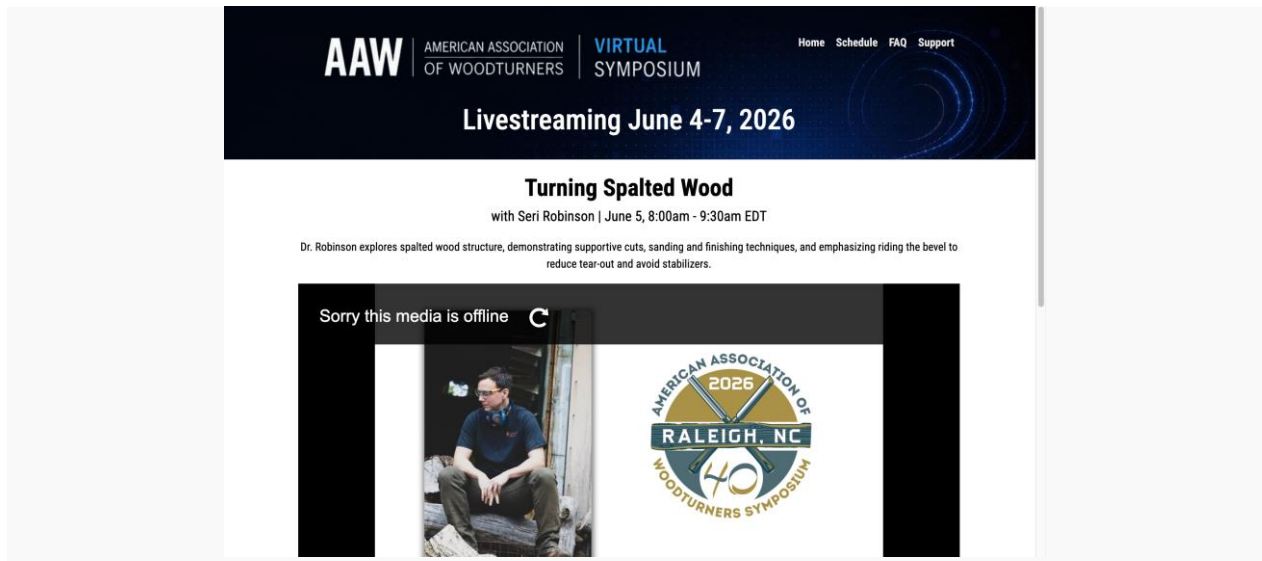
Figure 3: Prompt for access code.

1. Click in the **Access code** field.
2. Type the access code you received into the field labeled "Access code"
3. Click **Submit code**.

You won't need to do this again for a week. After entering the code, your browser saves it as a cookie. For the next seven days, on that same device, clicking any demo will take you straight to the video — no code prompt.

Step 4: Watch the demo

Once your code is accepted, you'll be taken directly to the demo page with the session title, demonstrator name, date and time, a brief description, and the video player.



If the event hasn't started yet, the player will show *“Sorry, this media is offline”* — that’s normal. Return at the scheduled time to watch it live, or any time during the session to watch.

Watching on different devices

The symposium website works on desktop computers, tablets, and phones. The steps are the same on all devices. Keep in mind:

- The access code cookie is stored per device and per browser. If you switch to a different browser or a different device, you’ll need to enter the code once on that device too.
- Using a private/incognito browser window will also require re-entering the code, since private windows don’t save cookies.

| Device | What to expect |
|------------------|---|
| Desktop / laptop | Full layout with side-by-side rooms visible on the schedule |
| iPad / tablet | Same experience as desktop; works in both portrait and landscape |
| Phone | Stacked layout — rooms appear one above the other on the schedule |

Viewing recordings

Demo recordings will be available to watch on demand by end of day on June 8.

Recordings will remain accessible through **September 24, 2026**. Use the same access code to watch any recording after the event.

Need help?

Click the **Support** link in the top navigation of the symposium website or visit

<https://virtual.woodturner.org/support>